

# 12.8V 100Ah LITHIUM BATTERY



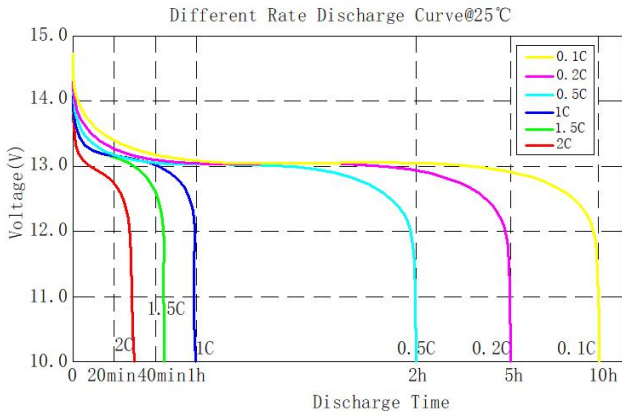
## ► Features

- A grade brand new prismatic LiFePO4 cells
- > 6000 cycles @80% DOD(25°C, 0.5C )
- Over charge, over discharge, over temperature, low temperature, over current and short circuit protection
- Easy installation and maintenance free
- Cell balance function
- ABS Case, corrosion and high temperature resistance
- Certificate: UN38.3, MSDS, IEC62619, CE-RED, ROHS
- Max 4 battery packs can be connected in series/parallel

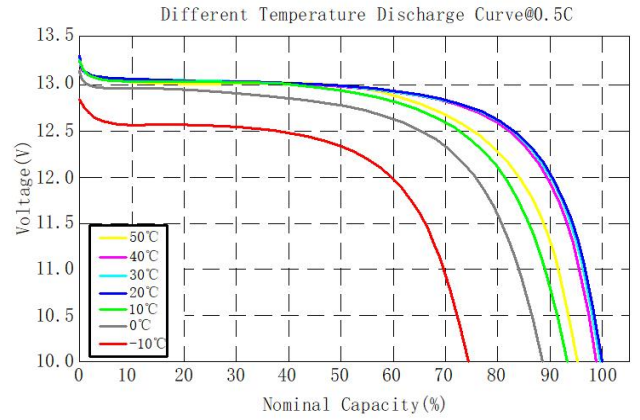
## ► Electrical Characteristics

Model		LFP1.28KWH12.8V-P65L2EV50
Electrical Parameter	Battery Type	LiFePO4
	Nominal Voltage (V)	12.8
	Nominal Capacity (AH)	100
	Energy (WH)	1280
	Pack Mode	4S1P
	Continuous Discharge Current (A)	50
	Charge Cut-off Voltage (V)	14.4
	Discharge Cut-off Voltage (V)	10.4
	Max.Charge Current (A)	100
	Max.Discharge Current (A)	150
	Recommend Discharge Current (A)	50
	Recommend Discharge Depth (%)	80
	Cycle Life	> 6000 cycles (25°C, 0.5C ) 80% DOD
Function	Bluetooth,heating	
Environmental Parameter	Charge&Discharge Temperature (°C)	Charge: 0°C~+55°C / Discharge: -20°C~+60°C
	Optimal Storage Temperature (°C)	5°C ~ +35°C
	Relative Humidity	40%~80%
	Ingress Protection	IP65
Mechanical Parameter	Terminal	M8
	Dimensions (L*W*H) (mm)	340*185*219
	Weight (Kg)	12.2±0.5
Certificate		UN38.3, MSDS, IEC62619, CE-RED, ROHS

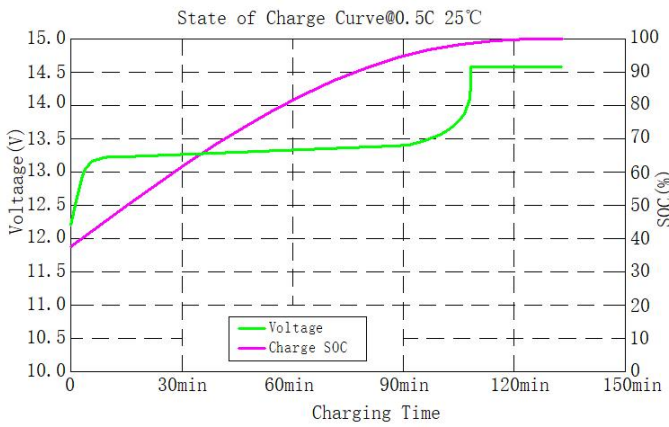
Different Rate Discharge Curve@25°C



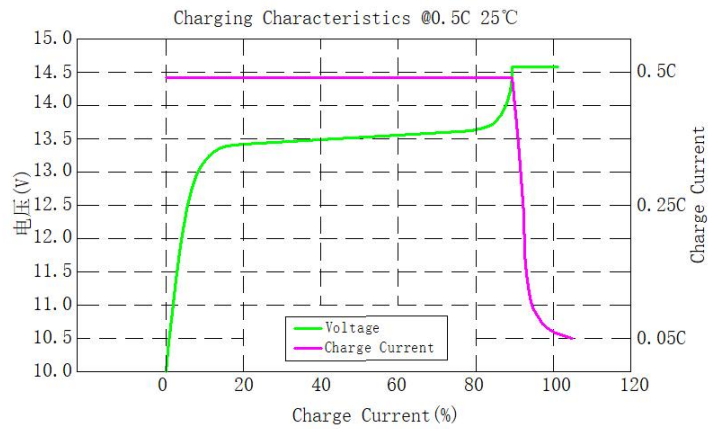
Different Temperature Discharge Curve@0.5C



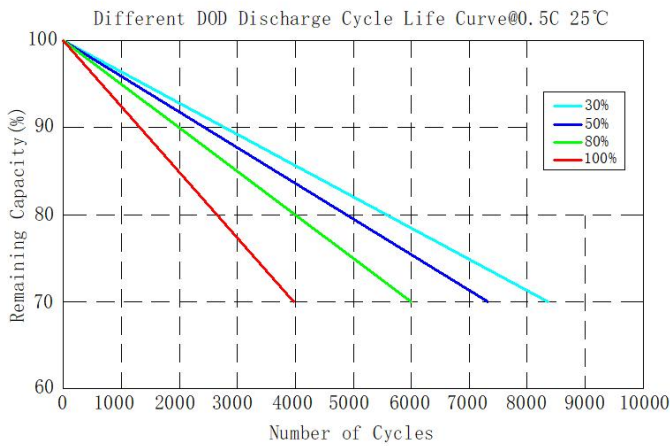
State of Charge Curve@0.5C 25°C



Charging Characteristics@0.5C 25°C



Different DOD Discharge Cycle Life Curve@0.5C 25°C



Different Temperature Self Discharge Curve

